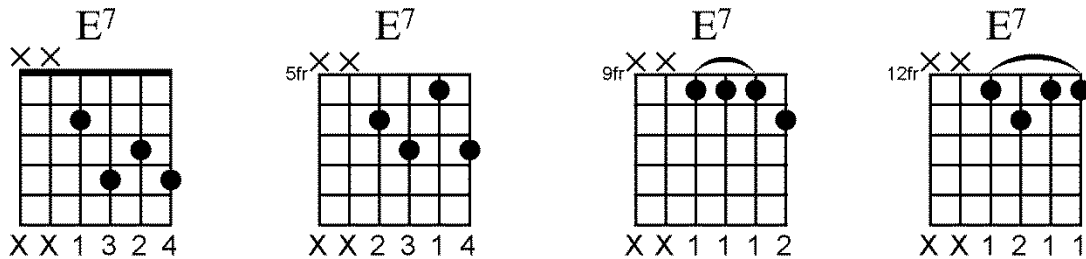


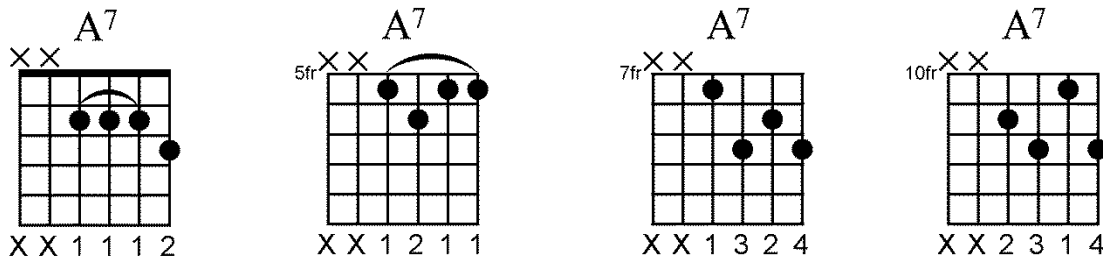
Lesson 10 – Little Chord Shapes (DVD 3)

In This Lesson: In this lesson we'll learn some cool new chord shapes and partial chord shapes that I call "little chords." These are very useful because they stay out of the bass range and can be inverted and moved easily.

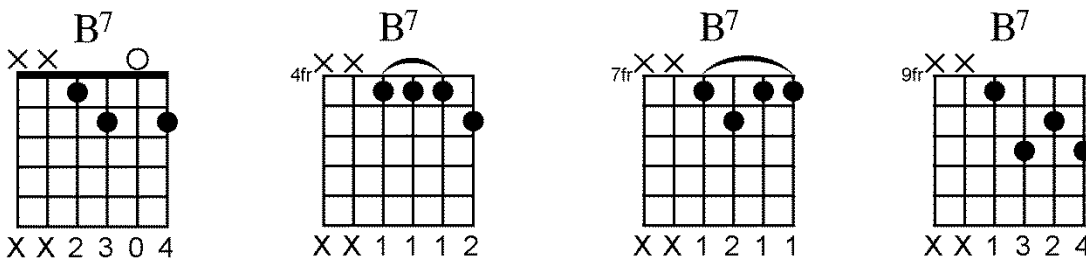
First, the shapes in E7



Now if we move them up to A7 they rotate around a little bit. The A notes are not in the same place and we have to wrap the octave around to make it work out.



It doesn't take much to go from A7 to B7... but again since we run out of frets we'll move the top voicing down an octave:



To be sure you have them all down, be able to play them through at 60 beats per minute without stopping. I'll show you how that's done in the video.